



BiG X

480 / 580

Precision-chop forage harvesters



BiG X 480-580 EN

www.krone.de

BiG X 480 / BiG X 580

The new mid-range foragers



- 489 hp BiG X 480
585 hp BiG X 580
- 6 pre-compression rollers for optimum pre-compression and best chopping results
- Updated crop flow system and performance to match engine power: Modified cutterhead for highest quality chops (630 mm (2'1") width, 800 mm (2'8") diameter)
- KRONE VariStream spring-loaded cutterhead floor and spring-loaded crop accelerator backplate
- Optional 40-knife Biogas cutterhead and disc conditioner
- Four-wheel drive option for BiG X 580 and 480
- 40 km/h (25 mph) Bosch-Rexroth wheel motors with customizable ASC
- Independent rear wheel suspension for maximum manoeuvrability and driver comfort
- Compact 3.00 m (9'10") transport width if fitted with 710/70 R 42 front tyres.





BiG X 480 and BiG X 580 –
 delivering excellent forage,
 performance and operator comfort

Cab	4
Driveline	6
Crop flow system	8
Cutterhead	10
Corn Conditioner	12
Pick-up	14
Corn head	16
Running gear	20
Operator comfort	22
Driver Assist systems	24
Technical data	26



The cab

The ultimate level of comfort

- Extremely spacious and quiet
- Highest operator comfort
- Best all-round vision




Wider, quieter, brighter

The wide and slim posted cab offers plenty of space and best view of the wide headers. Its double floor makes it quieter, too. 16 H9 lights give perfect illumination and LED lights are available as an option.

Everything under control

High side windows and the slim posts give operators an unobstructed view of the spout even when the unloading height is as high as 6 m (19'8"). Filling the trucks is safer and more effective now.



A milestone in advanced ergonomics

Long working days, sometimes extending long into the night, require a working environment that offers the comfort to suit. The new and open-plan Silent Space cab was developed to the latest ergonomic standards. Providing generous space and an extra buddy seat, it offers a fully air-conditioned and absolutely functional working place, where the operator feels at home and has full command of all controls.



Ergonomic, convenient and easy use

The new and ergonomic joystick with clear icons gives operators fingertip control of multiple machine functions. A special development for the BiG X 480 and 580 models, the slim stick sits comfortably in the hand and with more than 20 functions programmed to it, it not only controls ground speed and direction of travel but also the header and spout.

Little helpers

The operator terminal records all machine data and reads them out on the high-definition colour screen. The operator also enters a number of settings here, including the steplessly variable length of cut. The well laid out control unit next to the seat houses all controls that operate the various machine functions including ground drive and cutterhead drive.



Clutter free

The controls for lights, heating and air conditioning are arranged on a panel above the front window. The Follow Home Function lets you get down from the cab safely. After you key off at night, a number of work lights follow you home for several minutes.





The driveline

Powerful and fuel-efficient

- 6-cylinder in-line MTU engine
- Compliant with Tier 4 final / Stage IV emission standards
- 489 hp and 585 hp maximum power
- Great economy, smooth running



Advanced MTU engine technology


The engines are mounted sideways for optimum weight distribution. The direct driveline to the crop flow components translates into great fuel economy. These Common Rail injection MTU in-line engines deliver excellent efficiency.



Model	BiG X 480	BiG X 580
Engine	MTU	MTU
Model / no. of cylinders	R6	R6
Displacement (litres)	12.8	15.6
Maximum engine output in kW/hp (97/68/EC)	360/489	430/585
Permanent field output in kW/hp	335/455	405/551

Direct driveline – full throttle

The transversely mounted engine allows the hydro pump, the cutterhead, the crop accelerator as well as the header and intake pumps to take the engine power efficiently off poly V-belts – a concept that eliminates the need for a power-take off gearbox. All crop flow components are activated by operating a belt clutch.



Ground drive

The hydrostat pump is powered by a poly V-belt, which is powered by a pulley on the engine. This separate driveline is started the moment the engine is started and gives dependable and absolutely safe operation.



Powering the crop flow components

The crop flow components are powered by 6-groove poly V-belts. The hydraulic pumps that drive the header and intake system mount in the middle of the machine where they can be operated independently of the crop flow components. This driveline system allows operators to reverse the intake system and the header whilst the cutterhead is not moving.



VariStream

Go with the flow

- Best quality of chop from 6 pre-compression rollers
- Higher throughput, less fuel, optimized crop flow
- A consistently high performance in varying crop masses
- AutoStop anti blockage system
Chopping without blockages




Safe and convenient

Six pre-compression rollers and an 820 mm (2'8") gap between the leading roller with metal detector and the opposite knife not only enhance the pre-compression effect but also the degree of protection from metal objects. The hydraulic drive system allows operators to have the length of chop adjusted automatically and relative to the maturity of the crop, which is detected by the KRONE AutoScan sensor. When engine speed drops below 1,200 rpm, corn head and intake components are stopped automatically but the cutterhead continues revolving, a strategy that does away with time-consuming reversing and manual cleanout.

Large throat volume

This massive throat opening ensures BiG X puts through largest masses. Applying a massive compression, the six rollers deliver a greater quality of chop and better fuel economy per ton of crop harvested.

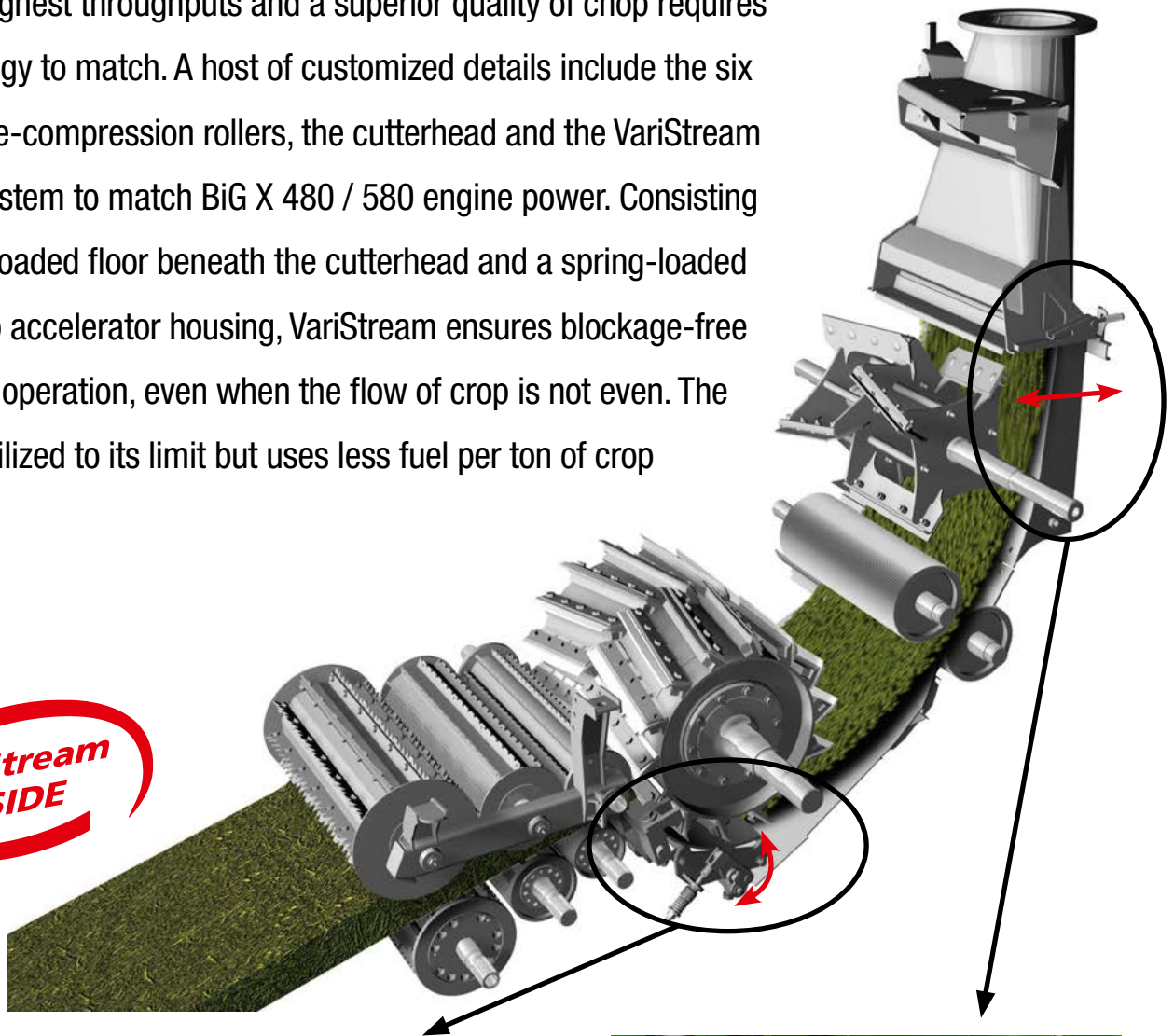


VariStream

Utilization is up, consumption is down


Achieving highest throughputs and a superior quality of chop requires the technology to match. A host of customized details include the six hydraulic pre-compression rollers, the cutterhead and the VariStream crop flow system to match BiG X 480 / 580 engine power. Consisting of a spring-loaded floor beneath the cutterhead and a spring-loaded plate in crop accelerator housing, VariStream ensures blockage-free and smooth operation, even when the flow of crop is not even. The forager is utilized to its limit but uses less fuel per ton of crop harvested.

**VariStream
INSIDE**



Best quality of chop in inconsistent crop flows

The floor beneath the cutterhead is linked to the anvil of the opposite knife. Although the opposite knife may be adjusted to compensate for wear, the gap between the floor and the knives will not change but remain the same. And although the floor beneath the chopping cylinder moves away from the cylinder when the crop flow increases, this action has no affect the quality of chop.




A consistent throw and a tight crop stream

The spring-loaded backplate in the crop accelerator housing ensures top-notch unloading efficiency in all conditions, filling the trailer to precision.

The cutterhead

The perfect match for the engine

- 660 mm (2'2") diameter and 630 mm (2'1") width 
- Modified drum width matches engine power and produces top-quality cuts
- Excellent fuel economy from high inertia and a pulling cut
- The 40-knife Biogas cutterhead delivers a high cutting frequency and an amazing efficiency



The width is important

The 660 mm (2'2") diameter and 630 mm (2'1") wide enclosed cutterhead is the perfect match for the BiG X 480/580 engine. Quality of chop is down to an optimal mat thickness.

The drums that deliver

Tests carried out by KRONE have shown that it is the thickness of the crop mat that accounts for the actual quality of chop. Mat thickness in turn is down to cutterhead width. Consequently, KRONE designed smaller 630 mm (2'1") drums to work in the lower powered machines. These achieve the same outstanding chopping quality that the higher-powered foragers deliver from their 800 mm (2'8") drums. With their knives being arranged to form a 'V', the KRONE cutterheads stand out for a continuous flow of crop and low input requirement. Customers can choose between the drum for long-stalk crop, the standard drum and the Biogas drum.

1



1. 40-knife cylinder

Boosting throughputs and reducing consumption, this Biogas drum with 40 knives offers quick payback. It keeps the number of coarse chops to an absolute minimum, which ultimately boosts the efficiency of the fermenter at the biogas plant. As gas yields at the plant increase, fuel consumption drops significantly per acre harvested and cubic volume of biogas produced.

2



2. 28-knife cylinder

This drum with its 28 knives is standard specification on all BiG X 580 models. Use only half the number of knives and this universal cylinder cuts grass to proper lengths.

3. 20-knife cylinder

This is the drum to cut long lengths, which are desired in some countries.

4. The crop is pulled over the knives

The knives are arranged at an 11° angle in a chevron pattern that guarantees easy and perfect cuts.

3



Corn Conditioner

Two systems for your success


- Massive 250 mm (10") diameter rollers for perfect conditioning
- Optional high-performance disc conditioner with a 2.5 larger friction surface over a roller conditioner
- Fast and easy fitting and removal
- Roll gap adjusts conveniently from the cab!



Roller Conditioner			
No. of teeth	123	144	166
Form of teeth	Triangle	Triangle	Saw
Application	Long stalks	<ul style="list-style-type: none"> - Universal chop length - Ideal for European silage maize - Suitable for whole crop silage 	<ul style="list-style-type: none"> - Whole crop silage Conditioner - Cracks small kernels most effectively - Cracks whole crop from soft dough stage to full ripeness more effectively
Works in combination with:	Long-stalk drum (20)	<ul style="list-style-type: none"> - Long-stalk drum (20) - Standard drum (28) - BioGas drum (40) - Super Biogas drum (48) 	<ul style="list-style-type: none"> - Standard drum (28) - BioGas drum (40) - Super BioGas drum (48)

Optimal digestibility

Livestock farmers ask for forage that is very easy to digest. This means every single kernel needs to be cracked, even when the system is set to long chopping lengths. The KRONE Corn Conditioners deliver just that. Larger diameters and larger friction faces account for top-quality conditioning, higher throughputs and reduced power inputs.



KRONE Corn Conditioner cracks every kernel

The 250 mm (10") diameter rollers have a larger friction surface area than the smaller-diameter toothed rollers and can be operated at a larger roll gap for more efficiency and economy along with better conditioning of long stalks. The speed difference between the two rollers is 20% or an optional 30/40% when harvesting whole crop silage. The new KRONE disc conditioner rollers offer a larger friction surface but do not revolve at different speeds and are customized to throughputs delivered by BiG X 480 and 580. Fitting/removing the Corn Conditioner takes only a few minutes.



The standard toothed roller

The rollers on the standard Corn Conditioner are equipped with 123, 144 or 166 teeth. The large-diameter 250 mm (10") rollers produce high-quality forage whilst maintaining high throughputs.



Chromed toothed rollers

The chrome plated Corn Conditioner is tremendously durable and offers an extremely long service life. The rollers measure 250 mm (10") in diameter and are studied with 123 or 144 teeth.



Disc rollers

The disc conditioners with their V-shaped gap make for a 2.5-times larger friction face over a standard conditioner assembly. As a result, throughputs are higher and the kernels receive the best possible treatment. The two rollers spin at identical speeds, thereby requiring up to 10% less input power.

EasyFlow

The camless pick-up

- More output, quieter running, less wear
- Smooth ride as pick-up speed matches ground speed
- Infinitely variable speeds
- Large travel for optimum contouring
- Quick couplers for easy hitching



Two work widths

Working at widths of 3 m (9'10") and 3.80 m (12'6") and using six rows of tines, the camless and friction clutch protected KRONE pick-ups provide a powerful and thorough rake. When being reversed the cross auger and the large crop press roller lift automatically out of work for easy removal of the foreign objects detected

by the metal detector. As the forager resumes travel, the crop press roller and the auger return automatically to their previous working position. For easy road travel, the gauge wheels swing hydraulically into transport position.



EasyFlow – another KRONE exclusive

The pick-up models KRONE EasyFlow 300 and 380 have neither pulleys nor cam tracks. This translates into fewer moving parts – an up to 58% reduction over a traditional pick-up – and into very quiet running, low wear and maintenance. EasyFlow operates at a 30% higher speed for cleaner gathering and increased productivity.



Perfectly matched

Operators adjust the EasyFlow pick-up from the cab to match its speed to current swath volumes and ground speeds. If equipped with the automatic adjustment system, the machine will vary pick-up speed to conditions without interference from the operator. One or two gauge wheels at the rear and the pendulum frame on the intake system provide extra ground contour following.

Robust attachment system


The robust header mounting has two guide rolls at the top and a flexible mount on the side for a maximum of flexibility that allows the header to oscillate with the contours. Another smart detail here is the quick driveshaft coupler.

Full adaptation

A hydraulic ram on either side of the pivoting cross beam actively adapts the header to ground undulations. A hydraulic locking system is available as an option for easier attachment.

Perfect control

The rolls on the intake system and the tube bar that is controlled by these rolls provide safe pivoting and easy attachment of the EasyFlow and EasyCollect headers.



EasyCollect

A more efficient approach

- Variable-row widths of 4.50-9.00 m (14'9"-29'6")
- Best quality of chop
Fewer over-length fractions as stalks are fed in longitudinally
- Simple design reduces power input
- Central drive



NEW



Unique, powerful and efficient

Working at widths of 4.50 m to 9.00 m (14'9" to 29'6"), BiG X 480 and BiG X 580 can take two or three-section corn heads that work at variable-row widths. The endless collectors feed the stalks to the middle of the machine, where they perform a 90° turn to be pulled in longitudinally. This is the ideal way of taking in the crop which translates into highest-quality chops and fewer overlengths.

EasyCollect – high quality originates from the header

The row-independent EasyCollect header is a versatile unit that feeds the stalks longitudinally into the machine – which translates into an unsurpassed quality of chop. After all, coarse chops are not desired in livestock farming and biogas production. The unique collector principle stands for low system costs and has proven fantastically well the world over.



Compact transport width – the triple-fold EasyCollect corn head



Pulling the crop over the cutting edges:

Rigid multi-section knives and endlessly moving knives cut the stalks like scissors. The knives are self-sharpening and easy to replace.

Model	Work width	No. of rows	No. of sections
EasyCollect 450-2	4.5 m (14'9")	6	2
EasyCollect 600-2	6.0 m (19'8")	8	2
EasyCollect 600-3	6.0 m (19'8")	8	3
EasyCollect 750-2	7.5 m (24'7")	10	2
EasyCollect 750-3	7.5 m (24'7")	10	3
EasyCollect 900-3	9.0 m (29'6")	12	3

Straightforward and good

The 2-section corn heads stand out for simplicity in design and safe transport, which comes from their narrow width and slim design and excellent visibility.

Mid-mounted gearbox

The mid-mounted gearbox with automatic clutches on the drive shaft transmits the full engine power to the folding collector sections.





Ingeniously simple – simply ingenious

EasyCollect stands out for its modular and straightforward design with endlessly moving collectors. This leads to a substantial reduction in weight, less maintenance and enhanced longevity.



Positive crop guidance

EasyCollect performs dependably in any situation and condition, collecting each row of crop, feeding the stalks to the middle and on to the cutterhead. It is this smooth feed in a longitudinal direction that leads to best results on the cutterhead.



A uniform stubble height

The distance sensors on either end of the EasyCollect corn head ensure the head maintains a uniform stubble height even in undulating terrain. The sensors allow EasyCollect to adjust the depth both across the width and in direction of travel.



Optimizing the crop flow

The crop divider adjusts hydraulically to various stalk lengths to grab the stalks at the top and pull them into the machine.



Dependable guidance

When using Autopilot, the sensor arms on the central cone scan the distance between two crop rows. Then BiG X is guided automatically along that row, which relieves stress and fatigue.



Widest intake system

The EasyCollect intake channel dimensions match the width of the cutterhead and ensure maximum throughputs and a maximum quality of chop. The in-line flow of the crop and the large intake capacity combine to provide a steady and very tidy crop feed.

The running gear

Boosted efficiency

- Stepless 0 - 40km/h (25 mph) speed band
- 3.00 m (9'10") transport width if fitted with 710/70 R 42 front tyres
- Wheel motor and independent wheel suspension for great agility
- Hydraulic four-wheel drive
Four wheel drive option

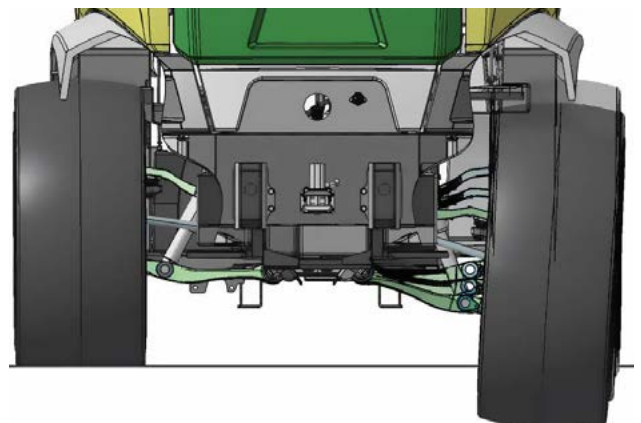


Great manoeuvrability

The wheel motors allow for up to 50° turns and 8-row corn heads to manage tightest headlands and accurate match-up with the previous work.

Independent wheel suspension

Independent rear wheel suspension makes big tyres very manoeuvrable in undulating ground. The independent wheel suspension gives superior ride stability.



Better ride

Travelling with 12-row EasyCollect corn head at 40 km/hr (25 mph) on public roads is absolutely legal now. BiG X actually travels ahead of the haulage chain. 710/70 R 42 tyres bring the machine's width down to 3.00 m (9'10") for safe travel on narrow and high-traffic roads. The hydraulic driveline provides infinitely variable speed changes and in combination with the independent wheel suspension great manoeuvrability.



Tyres with a purpose

BiG X 480 and 580 can be equipped with up to 900/60 R 42 tyres for maximum ground clearance, lowest soil compaction and superior ride stability. The 700/10 R 42 tyres account for a narrow 3 m (9'10") machine width.

A KRONE exclusive

The wheel motors on the front axles are mounted eccentrically, which allows them to adapt to big tyres without affecting the crop flow.

Front-wheel drive – four-wheel drive

BiG X 480 and BiG X 580 can be specified with an optional 4-wheel drive that is implemented by wheel motors. Machines with front-wheel drive have their rear wheel motors replaced by hubs.



4 WD



Front-wheel drive

Kitted out well

Down to every detail

- Best night vision
Optional LED lighting kit
- Capacious, up to 1,500-litre fuel tank with optional auxiliary tank
- Best access to service & maintenance points



Night becomes day

16 lights give best illumination and make those night shifts less stressful and safer. An optional LED lighting kit enhances visibility even further.


Full visibility to the rear

The sloping rear end makes for excellent view behind for safe manoeuvring and headland turns.







Better comfort for better performance

Working through long, hard days and often late into the night, operators must concentrate on the job at hand for hours on end. In these conditions it is clear that an excellent all-round visibility and full illumination is a must. Time consuming downtime for topping up fuel has been minimized by using two tanks of a combined 1,500-litre capacity. Service and maintenance is as easy as it can get, courtesy of best accessibility to all components and assemblies.




Carrying up to 1,500 litres of fuel

The huge fuel tank in base specification holds up to 1,330 litres of fuel. In addition, a 130-litre AdBlue tank makes for long working days without stopping for top-ups. A 170-litre auxiliary tank and a 200-litre silage additive tank are options.

-  AdBlue tank
-  Auxiliary fuel tank
-  Fuel tank
-  Silage additive tank

User friendly

All hydraulic components and the air cleaners mount right on the access steps to the cab where they are in easy reach for service and maintenance.



Plenty of space

There is plenty of room between the cooling system and the crop flow system on BiG X 480 and 580 for easy access to all components and easy cleaning and maintenance.





Simply more BiG X



AutoScan:

The photo-optical sensor in the middle of the corn head measures the maturity of the plant and automatically adjusts the length of cut. Green corn is cut to longer lengths to achieve a uniform chop quality and reduce silage effluent in the clamp. Vice versa, when harvesting dry corn the material is cut to shorter chops for more effective compaction in the clamp. AutoScan reduces driver effort and saves fuel, because the stalks are cut only as short as necessary rather than as short as possible.



ForageCam:

As an optional extra, a CCTV camera on the spout remotely transmits footage to the forager's in-cab terminal and to the terminal on the haulage tractor. The CCTV camera helps the operator utilize the full load space of haulage trucks and reduces fatigue at the same time. The system can be expanded to communicate with multiple receivers on all tractors in a large haulage chain.



LaserLoad:

The innovative LaserLoad system is the first system that allows to direct the crop stream from the spout into the trailer. An outdoor laser scanner on the spout scans the trailer contours and controls the spout for stress-free and loss-free filling. The trailer may be travelling alongside the forager or following behind. LaserLoad is a great relieve when opening up a field, allowing the forager operator to concentrate on the field ahead and the corn head. Requiring no lights and withstanding dust and rain, LaserLoad is functional at day and night.



ISOBUS autoguidance

As an optional extra, BiG X is prepared to accept ISOBUS guidance systems from various manufacturers. On the move, the operator activates autoguidance using the KRONE joystick simply by pressing a button and then watches how the system guides BiG X down the track. Autoguidance reduces operator fatigue, boosts work rates also in broadcast seeded crops and hence increases your efficiency.



NIR crop moisture sensing system

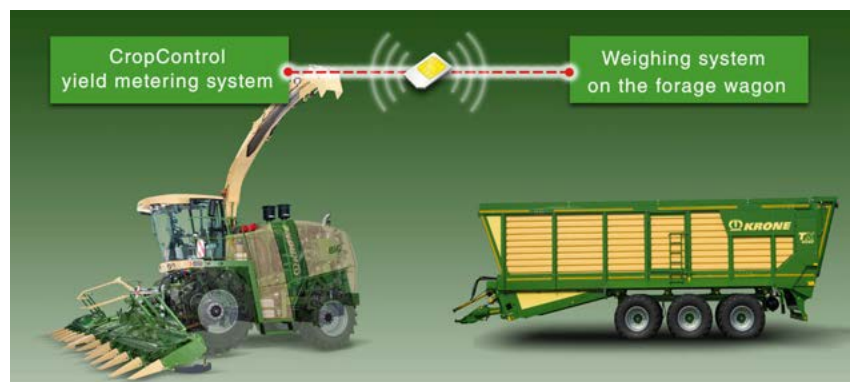
The optional NIR sensor provides exact information on crop moisture levels. This information is then allocated to the area harvested in the customer memory. The sensor is easy to attach to the BiG X spout and is protected from damage by a cover.

CropControl

The optional KRONE yield metering system measures the volume of the crop harvested. CropControl allows you to document all yield information on the fields harvested.

AutoCalibrate

AutoCalibrate is the optional on-line calibration tool of BiG X's yield metering system. The system relies on a weighing system that is installed to one of the trailers in the harvest chain. Both the trailer and BiG X have a data logger which is specified with a mobile telephone link. Calibration takes place as the 'calibrating machine' is being filled. AutoCalibrate operates to a high accuracy and eliminates the trip to the weighing bridge – a first ever.



Technical Data

BiG X

		BiG X 480	BiG X 580
Engine			
Denotation		MTU 6R 1300	MTU 6R 1500
No. of cylinders		6	6
Displacement	Litres	12.8	15.6
Engine power (97/68/EC)	kW / hp	360/489	430/585
Constant X Power output during chopping	kW / hp	335/455	405/551
Fuel tank capacity / auxiliary tank	Litres	1,330 / 170 Option	
SCR tank capacity	Litres	130	
Silage additives tank	Litres	200 (Option)	
Ground drive			
Model		Infinitely variable hydrostatic drive with wheel motors up to 40 km/hr (25 mph)	
Speed in field mode	km/h	0-25 (0-15 mph)	
Speed in road mode	km/h	0-40 (0-25 mph)	
Anti-wheel slip control		Standard	
4WD		Option	
Axles			
Steering angle on rear axle	Degrees	50	
Rear axle suspension		Hydraulic	
Drivelines			
Header		Infinitely variable	
Pre-compression rollers		Infinitely variable	
Pre-compression rollers			
Pre-compression roller throat volume		Funnel shaped	
Service position		Quick coupling (also with header attached)	
No. of rollers / metal detector / no. of magnet coils		6 / Standard / 6	
Metal detector to shear bar distance	mm	820 (2'8")	
Chop length adjustment		Steplessly from cab (0.1 mm increments)	
Cutterhead			
Drum width / diameter	mm	630/660 (2'1"/2'2")	
Arrangement of knives		Chevron style at 11° relative to shear bar	
Number of knives		20, 28, 40	
LOC range		5-31/4-22/2.5-16	
Cuts per minute		11,300/15,820/22,600	
Stepless cutterhead floor adjustment / cutterhead floor suspension		Standard	
Corn Conditioner			
123 teeth: standard profile / chrome-plated toothed profile		Option/Option	
144 teeth: standard profile / chrome-plated toothed profile		Option/Option	
166 teeth: toothed profile		Option	
Speed difference	%	20	
Cab-operated distance control; auto Lubrication		Standard	
Roller diameter / clearance	mm	250/0.5 - 10 (10'/0.02'-0.4')	
Disc conditioner		Option	

Specifications, weights and dimensions given here do not necessarily comply with standard specifications and are therefore not binding.

		BiG X 480	BiG X 580
Disc conditioner			
Diameter / Width / No. of vanes		560/480/6	
Arrangement of vanes		Chevron	
Speed	rpm	1,980	
Steplessly adjustable and spring-loaded backplate		Standard	
Spout			
Rotation	Degrees	210°	
Unloading height	mm	6,000 (19'8")	
Cross section dimensions	mm	340 x 230 (1'1" x 9")	
Automatic mirror function / park position		Standard	
Rotary drive system		Gearbox	
Spout lined with wear plates throughout		Standard	
Service & Maintenance			
Automatic lubrication and compressor		Standard	
Self-diagnostic system through terminal		Standard	
Cab ¹⁾			
Air seat and instructor seat		Standard	
Comfort air seat and instructor seat		Option	
Climate control and mobile cooling box		Standard	
Window wiper and side window wipers		Standard	
Dimensions			
Length / Width* / Height*	mm	7,520-8,250/3,000-3,300/3,915-3,980 (24'8"-27'1"/9'10"-10'10"/12'10"-13'1")	
Base machine weight (without header)**	Approx. kg	13,900 (30,644 lbs)	14,100 (31,085 lbs)
Weight distribution with EasyFlow 300 pick-up	front/rear %	57/43	
Weight distribution with EasyFlow 750-3 (7.50 m (24'7") work width)	front/rear %	60/40	
Tyre size***			
Front axle	Standard****	680/85 R32	
	Option	710/75 R34	
	Option	710/70 R42	
	Option	800/65 R32	
	Option	800/70 R38	
	Option	900/60 R38	
	Option	900/60 R42	
Rear axle	Standard****	540/65 R30	
	Option	600/60-30	
	Option	600/70 R30	
	Option	710/60 R30	
Headers			
EasyFlow pick-up	mm	3,000-3,800 (9'10"-12'6")	
Variable-row width EasyCollect corn head	mm	4,500/6,000/7,500/9,000 (14'9"/19'8"/24'7"/29'6")	
Autopilot and active ground contour following for EasyCollect		Option	

* Dependent on tyre configuration

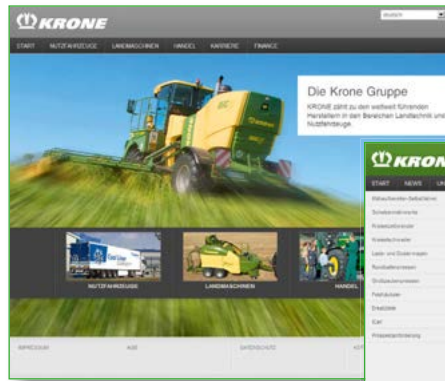
** Dependent on level of specification

*** Does not combine with any tyre

**** Use depends on header used

¹⁾ Please enquire for further options

KRONE Internet



Discover the world at KRONE and browse through our website pages to find facts and figures and also new developments plus a wide range of services. Explore our website and find out how versatile the KRONE world is.



News

Click here to find up-to-the minute information about KRONE – from new product presentations to show reviews. Here you are at the pulse of KRONE life.



Products

Find extensive information on our full product range. This section holds everything you need – from video clips to manuals.



Sales organisation

Here you find a distributor in Japan as well as your local KRONE dealer who will be pleased to support you. This is where you find your KRONE partner who will be pleased to assist you.



Jobs

Would you like to join our company? KRONE is often looking for diligent and motivated staff to work at our farm machinery factory as well as at our commercial trailer production plant. So, this section is always worth a visit.



Media center

The KRONE 'database' holds thousands of documents, pictures, test reports and much more. Here you find very detailed information on KRONE products that are of special interest to you.



Events

Are you in for a KRONE live experience? Check out for KRONE events and look at a machine on show or watch it during a demonstration. After all, there is little that is more effective than a hands-on experience.



Service

Here you find all the service information you require – from a point of contact at the factory to finance schemes for your KRONE machine as well as training schemes for staff and users.



Download Center

Are you looking for a KRONE calendar for your desktop or a smart picture for your presentation? Here, at the KRONE download center, you will find plenty of useful material for a wide range of projects.



Used Machinery

KRONE often has a wide range of demonstration or exhibit machinery on offer. This is a good site to find your KRONE machine. Then contact your local KRONE dealer to arrange the details of a potential purchase.



Parts

24/7... This service gives you the opportunity to find your KRONE part at any time and without waiting. The KRONE Agroparts Portal has an article number and exact description for every part. You can order the part instantly at your local KRONE dealer by sending an e-mail to Agroparts.



KRONE shop

Are you looking for a gift or are you a collector of farm models? Then you should definitely shop around at our KRONE shop. We take your orders at any time of the day.

Your KRONE dealer

Maschinenfabrik Bernard KRONE GmbH

Heinrich-Krone-Straße 10
D-48480 Spelle

Telefon: +49 (0) 5977.935-0
Telefax: +49 (0) 5977.935-339

info.ldm@krone.de
www.krone.de